



Activity Pack

Disney · PIXAR

TURNING RED

A collection of hand-drawn doodles on a piece of lined paper that appears to be torn from the scene. The doodles include: a lightning bolt, a CD with "4-Town" written on it, a skull, a tongue sticking out of a mouth, a bone, a pencil, a small robot, a crown, a jellyfish, a cat face, and a sad face. A purple backpack is also visible at the bottom of the scene.

PARENTAL GUIDANCE SUGGESTED
PG
THematic MATERIAL, SUGGESTIVE CONTENT AND LANGUAGE
Some Material May Not Be Suitable for Children

© 2022 Disney/Pixar



CAN YOU SPOT THE DIFFERENCE?

10 DIFFERENCES TO FIND



CAN YOU SPOT THE DIFFERENCE?

10
DIFFERENCES
TO FIND



1. Wall clock
2. missing id card
3. missing green book
4. pencil on floor
5. upside down magazine
6. missing desk right
7. Backpack backwards
8. missing pencil
9. missing paper top right
10. Missing person left

Disney · PIXAR

TURNING RED

Draw your own CD cover

Track List



Handwritten signature



Have a parent or adult assist with the decoration of the mix CD.

© 2022 Disney/Pixar

Disney · PIXAR




KEEP OUT DOOR HANGER

INSTRUCTIONS

1. Print out this page on a color printer onto thick paper.
2. Cut out door hanger along dotted line with adult supervision
3. Cut through horizontal dotted line to door knob hole and then cut out door knob hole with adult supervision.
4. Hang on your door.



COLOR AND ASSEMBLE YOUR OWN PANDA EARS



Front




Back

INSTRUCTIONS

1. Color in and decorate your panda ears.
2. Cut along the dotted lines with adult supervision.
3. Tape, staple or glue together the two pieces marked A.
4. Before joining the sides marked B, hold the ears onto your head and adjust the size to fit.

Disney · PIXAR


TURNING RED





Disney · PIXAR

TURNING RED



Disney · PIXAR

TURNING RED

